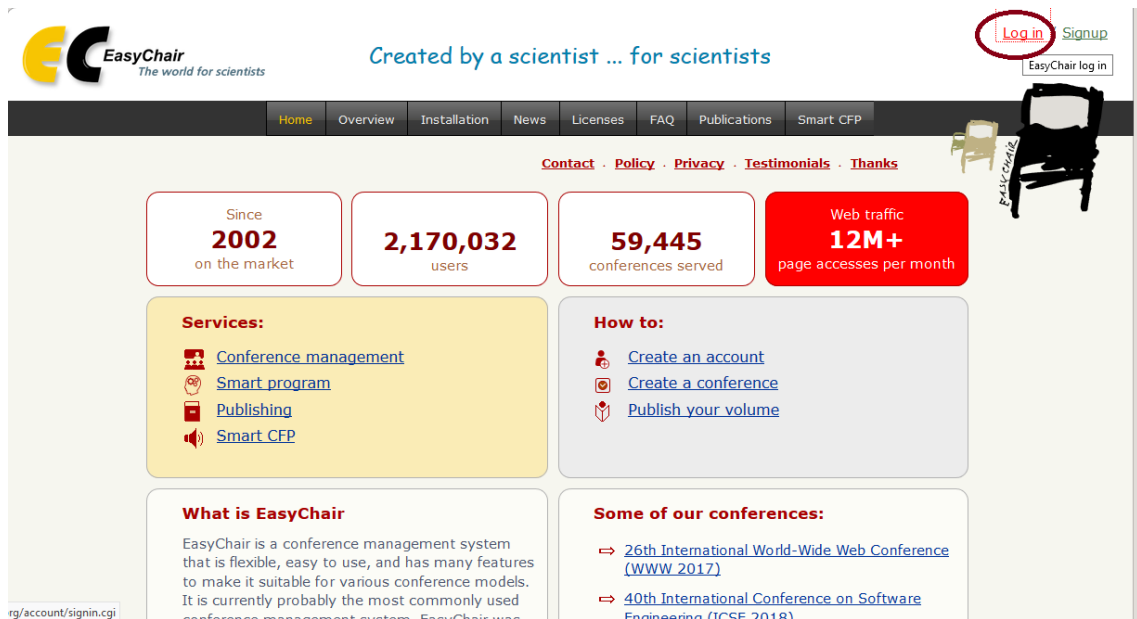


How to submit a paper in EasyChair?

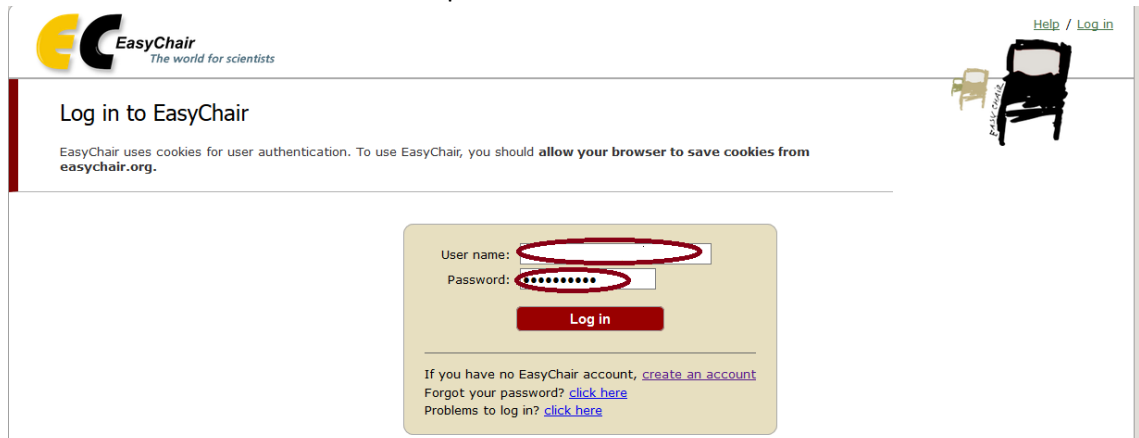
1. Write the following url, click in Signup:

<http://easychair.org/>



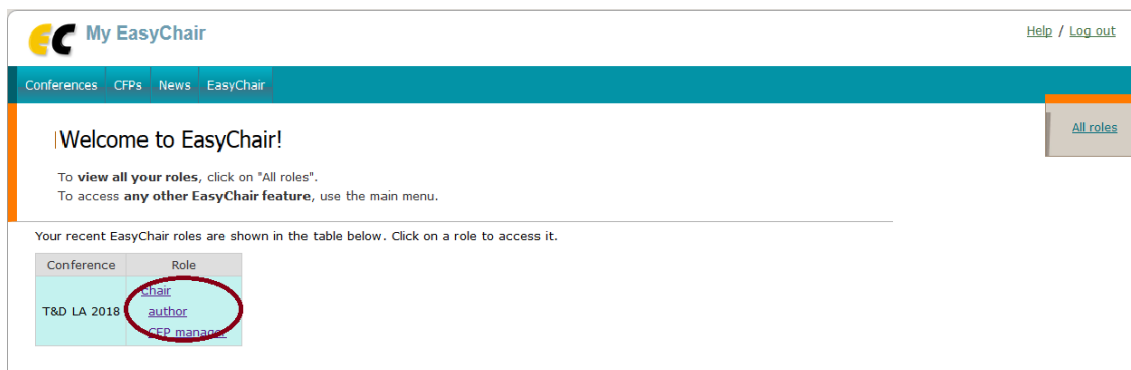
The screenshot shows the EasyChair homepage. At the top left is the EasyChair logo with the tagline "The world for scientists". To the right is the slogan "Created by a scientist ... for scientists". In the top right corner, there are "Log in" and "Signup" buttons. Below the header is a navigation menu with links: Home, Overview, Installation, News, Licenses, FAQ, Publications, Smart CFP. A secondary menu includes Contact, Policy, Privacy, Testimonials, and Thanks. The main content area features several statistics: "Since 2002 on the market", "2,170,032 users", "59,445 conferences served", and "Web traffic 12M+ page accesses per month". There are sections for "Services" (Conference management, Smart program, Publishing, Smart CFP) and "How to:" (Create an account, Create a conference, Publish your volume). A "What is EasyChair" section describes it as a flexible conference management system. A "Some of our conferences:" section lists the 26th International World-Wide Web Conference (WWW 2017) and the 40th International Conference on Software Engineering (ICSE 2018).

2. You should write the user name and password:



The screenshot shows the EasyChair login page. It features the EasyChair logo and tagline. The main heading is "Log in to EasyChair". Below this, a message states: "EasyChair uses cookies for user authentication. To use EasyChair, you should allow your browser to save cookies from easychair.org." The login form has two input fields: "User name:" and "Password:". Both fields are circled in red. Below the fields is a red "Log in" button. At the bottom of the form, there are links for "create an account", "click here" (forgot password), and "click here" (problems to log in).

3. Select your role: Author

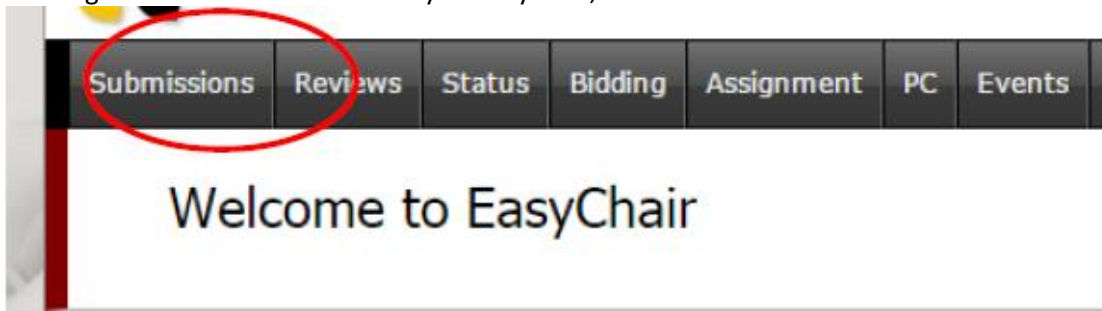


The screenshot shows the user dashboard after logging in. The header includes the "My EasyChair" logo and "Help / Log out" link. A navigation bar contains "Conferences", "CFPs", "News", and "EasyChair". A "Welcome to EasyChair!" message is displayed, along with instructions on how to view roles and access features. Below this, a message states: "Your recent EasyChair roles are shown in the table below. Click on a role to access it." A table lists the user's roles:

Conference	Role
T&D LA 2018	author
	CFP manager

The "author" role in the table is circled in red. There is also an "All roles" button in the top right corner of the dashboard area.

4. Navigate to the T&D LA 2018 EasyChair system, at

A screenshot of the 'New Submission for T&D LA 2018' form. The page header includes the EasyChair logo and 'T&D LA 2018 (author)' on the left, and 'Help / Log out' on the right. A navigation bar below the header contains links for 'New Submission', 'My Submissions', 'T&D LA 2018', 'CFP', 'News', and 'EasyChair'. The main heading is 'New Submission for T&D LA 2018'. Below the heading, there is a paragraph of instructions: 'Follow the instructions, step by step, and then use the "Submit" button at the bottom of the form. The required fields are marked by (*).'. The section is titled 'Author Information' and contains a paragraph: 'For each of the authors please fill out the form below. Some items on the form are explained here:'. This is followed by a bulleted list of instructions regarding email addresses, web pages, and corresponding authors. Below the list is a form box for 'Author 1' with the following fields: 'First name* (*):', 'Last name* (*):', 'Email* (*):', 'Country* (*):' (a dropdown menu), 'Organization* (*):', and 'Web page:'. At the bottom of the form box is a checkbox labeled 'corresponding author'.

Fill out the forms to provide citation information, such as author names, a title, abstract and keywords. If any of your co-authors have already signed up to EasyChair, you should click 'Add an Associate' to search for them, as opposed to adding their information manually.

Title and Abstract

The title and the abstract should be entered as plain text, they should not contain HTML elements.

Title (*):

The abstract should not exceed 300 words

Abstract (*):

Keywords

Type a list of keywords (also known as key phrases or key terms), **one per line** to characterize your submission. You should specify at least three keywords.

Keywords (*):

Select one or more topics related to your paper.

Topics

Please select topics relevant to your submission from the following list.

- | | |
|--|---|
| <input type="checkbox"/> Aging infrastructure and asset management. | <input type="checkbox"/> Resiliency enhancement and storm response and restoration. |
| <input type="checkbox"/> Cyber and physical security. | <input type="checkbox"/> Distribution automation. |
| <input type="checkbox"/> Energy and the environment. | <input type="checkbox"/> Renewable and alternative energies. |
| <input type="checkbox"/> Energy storage systems. | <input type="checkbox"/> Advanced Metering Infrastructure and enhanced customer engagement. |
| <input type="checkbox"/> Electric vehicles: protection and control. | <input type="checkbox"/> Operations and maintenance. |
| <input type="checkbox"/> Merging utility operations into the customer experience. | <input type="checkbox"/> Power system big data, analytics, and software tools. |
| <input type="checkbox"/> Smart Grid. | <input type="checkbox"/> HVDC & Flexible AC transmission systems. |
| <input type="checkbox"/> Gas insulated substation, gas insulated transmission & mixed technology switchgear. | <input type="checkbox"/> Power and energy education, collaborative research, and workforce development. |

Uploads

The following part of the submission form was added by T&D LA 2018. It has neither been checked nor endorsed by EasyChair

Paper (*). Upload your paper. The paper must be in PDF format (file extension .pdf)

No se ha seleccionado ningún archivo.

Ready?

If you filled out the form, press the 'Submit' button below. **Do not press the button twice: uploading may take time!**

4. Choose a track for your paper; Is it a research paper or a practice paper. And is it a full paper, short paper, demo paper or a workshop? Upload your full submission file in PDF format by clicking the 'Browse' button. Note that the forms above provide space for an abstract. Please do not upload abstracts separately.

When you are happy with your submission, click 'Submit Paper' to save all the information in EasyChair.

Once you have submitted, you will be taken to the information page for your paper. You may update various information about your paper here, or submit a whole new version.

Please contact us, if you require further assistance or check the FAQs on <http://www.easychair.org/faq.cgi>

Conference Chair:

Santiago León-Gómez (santiago.leon@ieee.org).

Technical Program Chair:

Jorge Lafitte Vega (dr.jorge.lafitte@ieee.org).

Information Contact:

Alex Arquiñego-Paz (alex.arquinego@ieee.org).